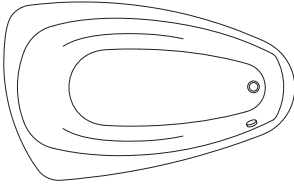
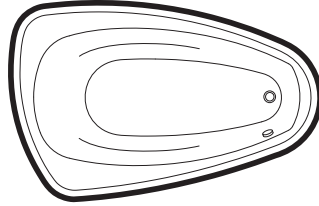


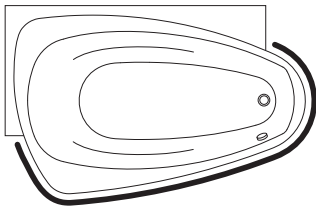
# Panel Configuration- “Sea Stone” collection



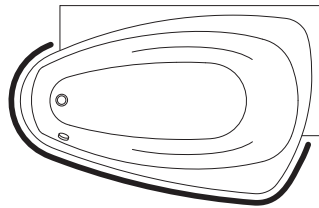
S01 (without panel)  
Tizian



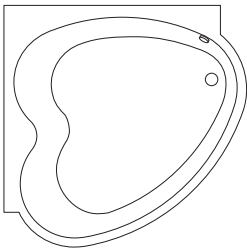
S02  
Tizian



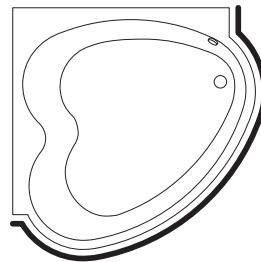
S03  
Tizian Block (right)



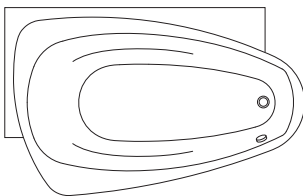
S04  
Tizian Block (left)



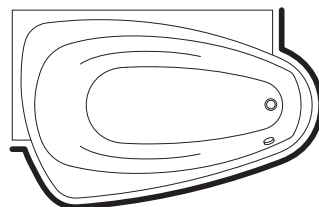
S05 (without panel)  
Amadeo



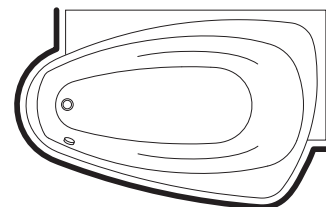
S06  
Amadeo



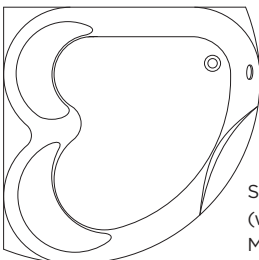
S07 (without panel)  
Tizian 160/170 (right/left)



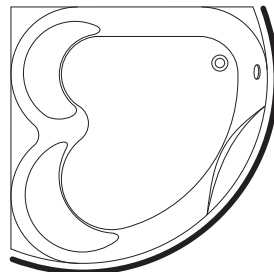
S08  
Tizian 160/170 (right)



S09  
Tizian 160/170 (left)

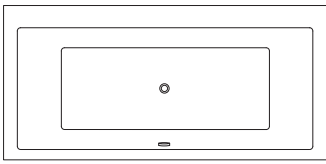


S10  
(without panel)  
Mars / Mars Lounge

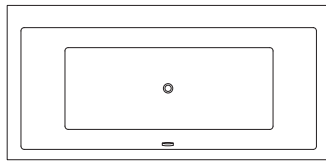


S11  
Mars / Mars Lounge

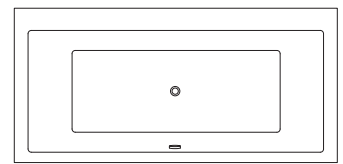
# Panel Configuration- "Rustica" collection



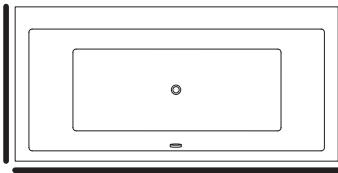
R01 (without panel)  
Marc 190



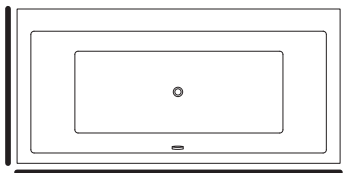
R02  
Marc 190




R03  
Marc 190




R04  
Marc 190




R05  
Marc 190




R06 (without panel)  
Marc 180, Pablo 150/160/170




R07  
Marc 180, Pablo 150/160/170




R08  
Marc 180, Pablo 150/160/170




R09  
Marc 180, Pablo 150/160/170




R10  
Marc 180, Pablo 150/160/170




R11  
Marc 180, Pablo 150/160/170



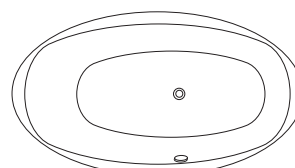
R12  
Marc 180, Pablo 150/160/170



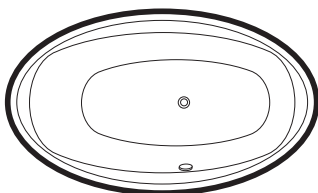
R13  
Marc 180, Pablo 150/160/170



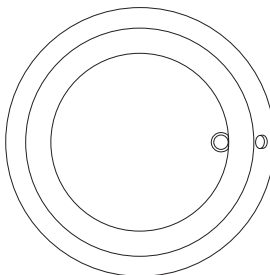
R14  
Marc 180, Pablo 150/160/170



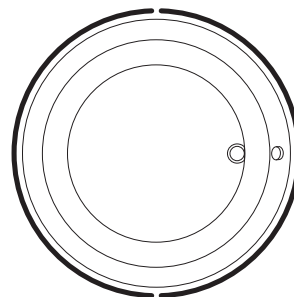
R15 (without panel)  
Vermeer



R16  
Vermeer

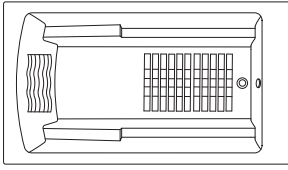


R17 (without panel)  
Leonardo

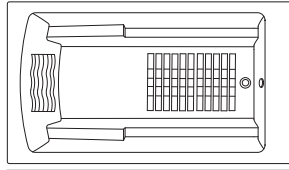


R18  
Leonardo

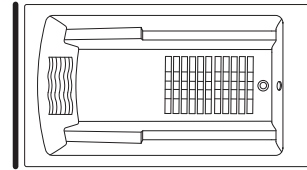
# Panel Configuration- “Armchair” collection



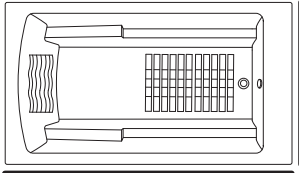
A01 (without panel)  
Salvatore 170



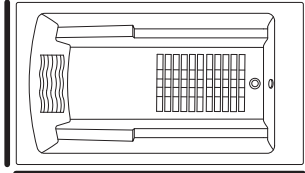
A02  
Salvatore 170



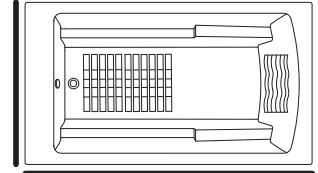
A03  
Salvatore 170



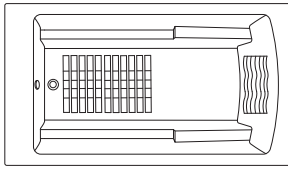
A04  
Salvatore 170



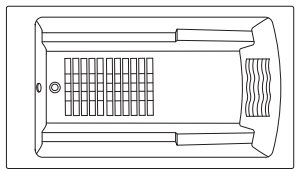
A05  
Salvatore 170



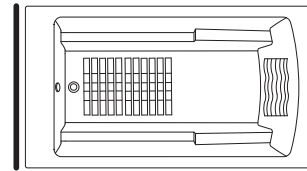
A06  
Salvatore 170



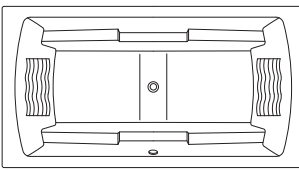
A07  
Salvatore 170



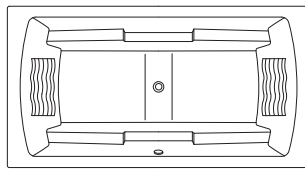
A08  
Salvatore 170



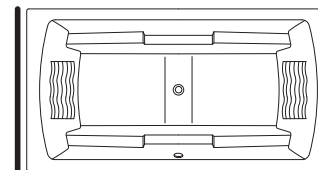
A09  
Salvatore 170



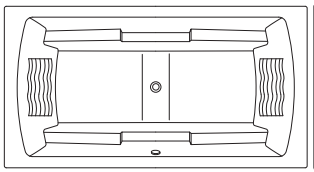
A10 (without panel)  
Salvatore 180



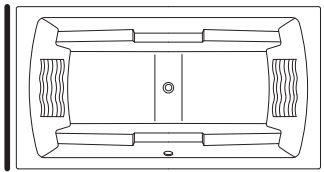
A11  
Salvatore 180



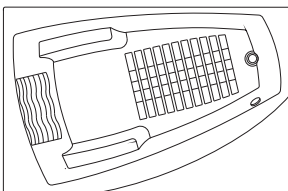
A12  
Salvatore 180



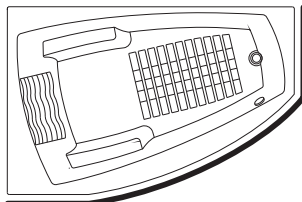
A13  
Salvatore 180



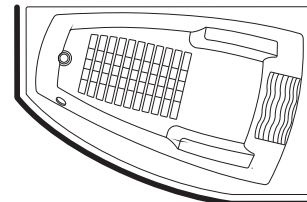
A14  
Salvatore 180




A15 (without panel)  
Vincent 160/170 (right/left)




A16  
Vincent 160/170 (right)



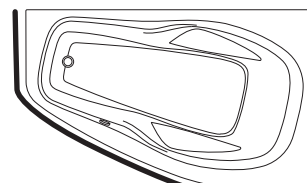
A17  
Vincent 160/170 (left)



A18 (without panel)  
Claude 150/160/170 (right/left)

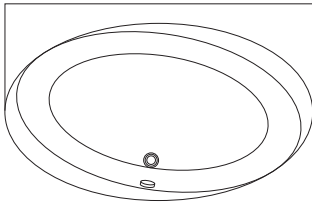


A19  
Claude 150/160/170 (right)

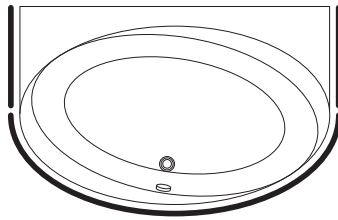


A20  
Claude 150/160/170 (left)

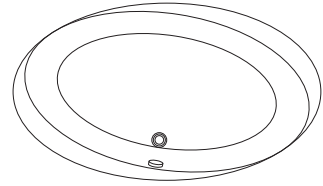
# Panel Configuration- “Côte d’Azur” collection



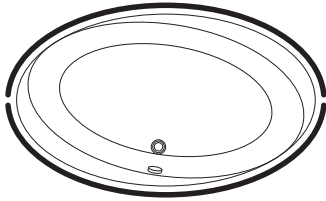
C01 (without panel)  
Cannes



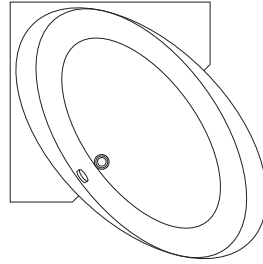
C02  
Cannes



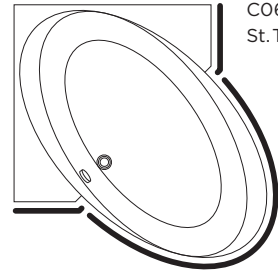
C03 (without panel)  
Monte Carlo



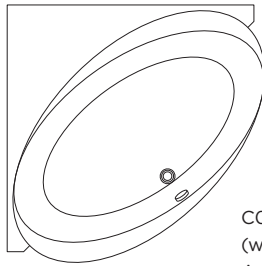
C04  
Monte Carlo



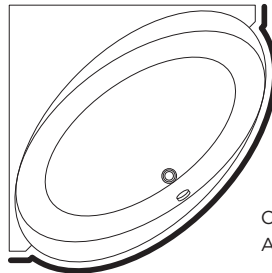
C05  
(without panel)  
St. Tropez



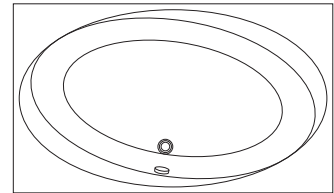
C06  
St. Tropez



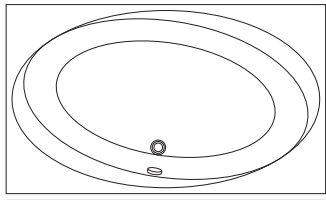
C07  
(without panel)  
Antibes



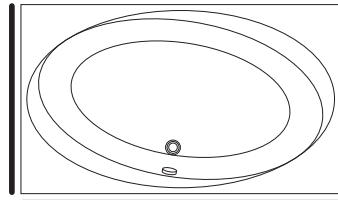
C08  
Antibes



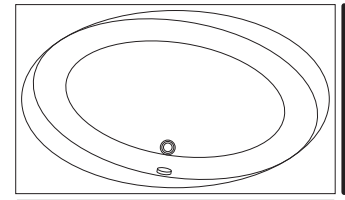
C09 (without panel)  
St. Raphael



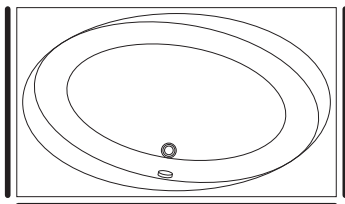
C10  
St. Raphael



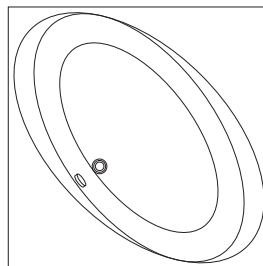
C11  
St. Raphael



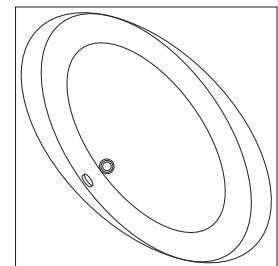
C12  
St. Raphael



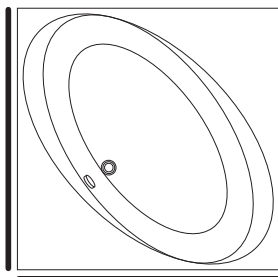
C13  
St. Raphael



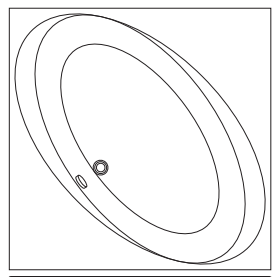
C14 (without panel)  
Nizza



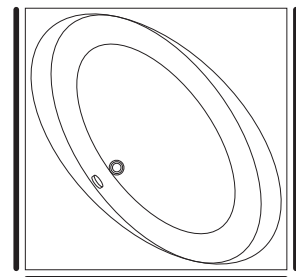
C15  
Nizza



C16  
Nizza

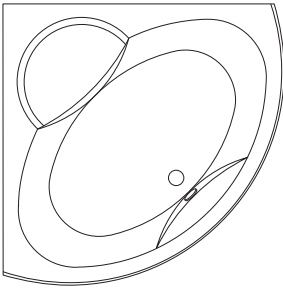


C17  
Nizza

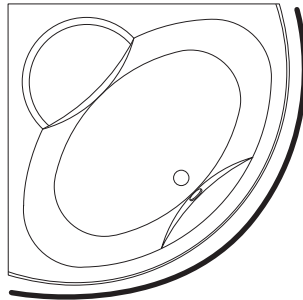


C18  
Nizza

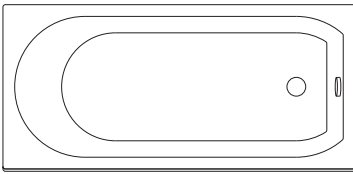
# Panel Configuration- “Classic” collection



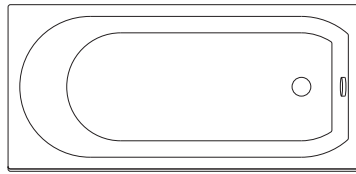
CL 01 (without panel)  
Jupiter / Io



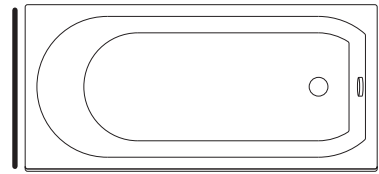
CL 02  
Jupiter / Io



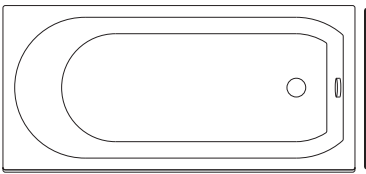
CL 03 (without panel)  
Pluto 170 /160 / 150



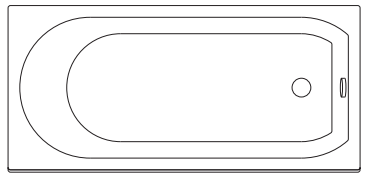
CL 04  
Pluto 170 /160 / 150



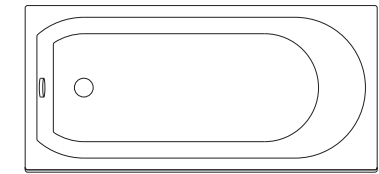
CL 05  
Pluto 170 /160 / 150




CL 06  
Pluto 170 /160 / 150




CL 07  
Pluto 170 /160 / 150



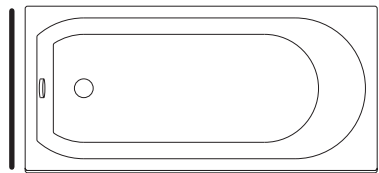
CL 08  
Pluto 170 /160 / 150



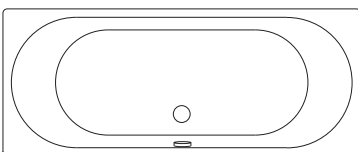
CL 09  
Pluto 170 /160 / 150



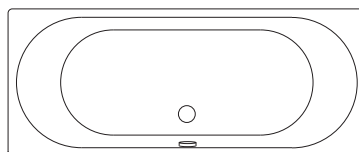
CL 10  
Pluto 170 /160 / 150



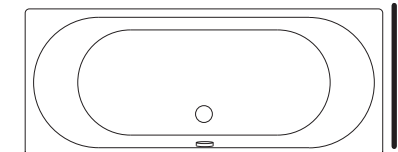
CL 11  
Pluto 170 /160 / 150



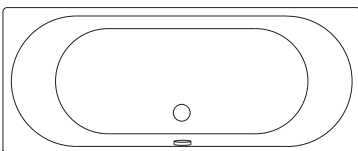
CL 12 (without panel)  
Neptune



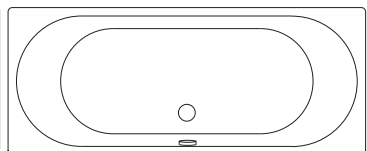
CL 13  
Neptune



CL 14  
Neptune



CL 15  
Neptune



CL 16  
Neptune

## AQUATOR TOUCH-SCREEN CONTROL SYSTEM

The new and innovative control system makes using the massage bath more comprehensive, accurate and responsive. All the appliances can be activated, regulated and monitored from one touch-sensitive screen with no misleading submenus. In addition, there is a large "STOP" button at the bottom, which immediately stops all working functions to avoid any potential difficulties in operating and increases comfort when you have finished using the bath. In the control system the use of text has been replaced with icons of different colours. This small change allows the control system to be used even without glasses, because users will still be able to distinguish large colour spots. The use of all control buttons on the edge of the bath has been removed.

The touch-screen control system can be used in all AQUATOR baths with different levels of equipment.



## PNEUMATIC CONTROL SYSTEM

Pneumatic switches from Koller (country of origin: Austria) are an easy way to switch the massage systems of the bathtub on and off. Additionally, we offer mechanical switches to add air to the water flow of hydro-jets and smoothly open or close the back massage.



## ELECTRONIC SWITCHING

Electronic switches from Koller (country of origin: Austria) have become the standard for massage bathtub driving systems not only in Europe but also for most of the world.

